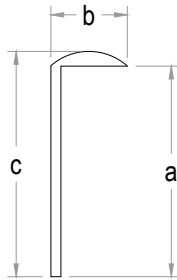
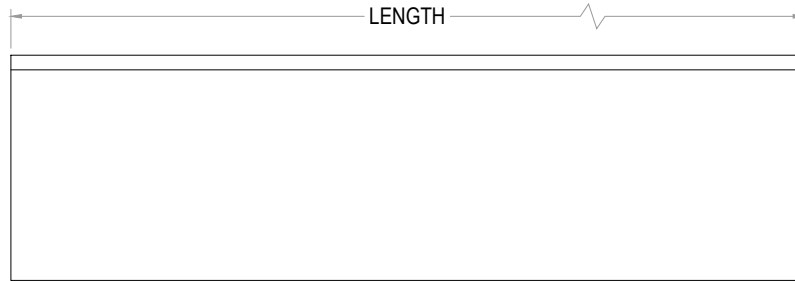



ALUMINUM EXTRUSIONS							
PART #	ALLOY	SHAPE	a	b	c	LENGTH (FT)	FINISHES
LCET7433-12	6063-T5	HEAVY LIP	0.817	0.541	0.914	12	MECHANICAL POLISH FINISH
LCET7433-6	6463-T5	HEAVY LIP	0.817	0.541	0.914	6	BRITE-DIP ANODIZED
LCET7434-6	6463-T5	HEAVY LIP	1.5	0.541	1.597	6	BRITE-DIP ANODIZED
CUSTOM FINISHES AVAILABLE FOR ALL EXTRUSIONS							



END VIEW



SIDE VIEW



ISOMETRIC VIEW


Decorative Wall Panels
<https://DWPanels.com>
 © 2017 DWPANELS, LLC
 Information In This Drawing is Provided for Reference Only

PART NUMBER:
LCET7433-12, LCET7433-6, LCET7434-6

PART NAME:
L COUNTER EDGE TRIM