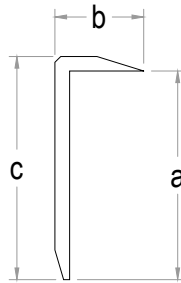
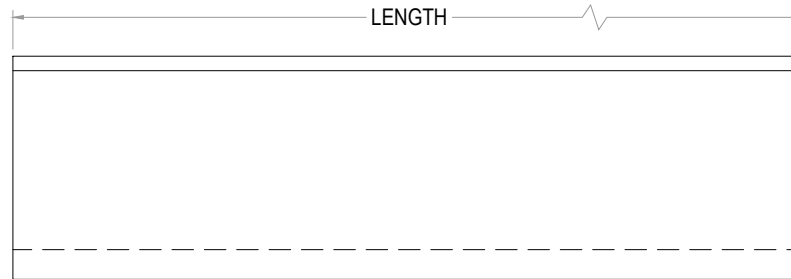


ALUMINUM EXTRUSIONS						
PART #	ALLOY	DIMENSION (IN)			LENGTH (FT)	FINISHES
		a	b	c		
LCET7429-12	(CA) 6063-T5 (BD) 6463-T5	0.505	0.250	0.562	12	BRITE-DIP ANODIZED, CLEAR ANODIZED
LCET7428-12	(CA) 6063-T5 (BD) 6463-T5	0.755	0.240	0.810	12	BRITE-DIP ANODIZED, CLEAR ANODIZED
LCET7432-12	(CA) 6063-T5 (BD) 6463-T5	0.883	0.265	0.940	12	BRITE-DIP ANODIZED, CLEAR ANODIZED
LCET7431-12	(CA) 6063-T5 (BD) 6463-T5	1.255	0.250	1.312	12	BRITE-DIP ANODIZED, CLEAR ANODIZED

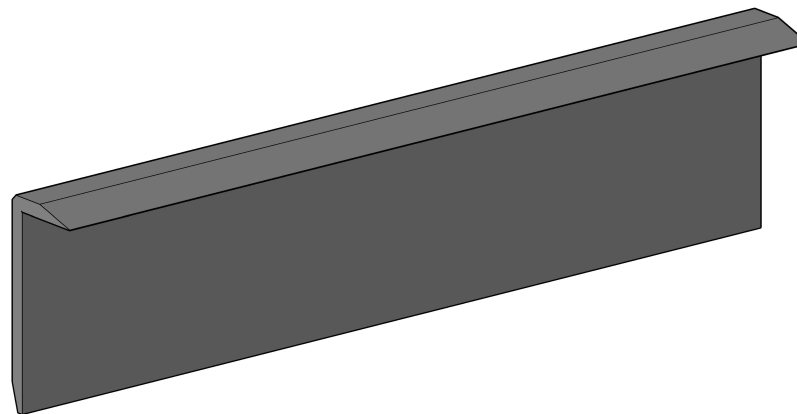
CUSTOM FINISHES AVAILABLE FOR ALL EXTRUSIONS



END VIEW



SIDE VIEW



ISOMETRIC VIEW



Decorative  
Wall  
Panels

<https://DWPanels.com>

© 2017 DWPANELS, LLC

Information In This Drawing is Provided for Reference Only

PART NUMBER:  
LCET7429-12, LCET7428-12, LCET7432-12,  
LCET7431-12

PART NAME:  
L COUNTER EDGE TRIM